

RPL



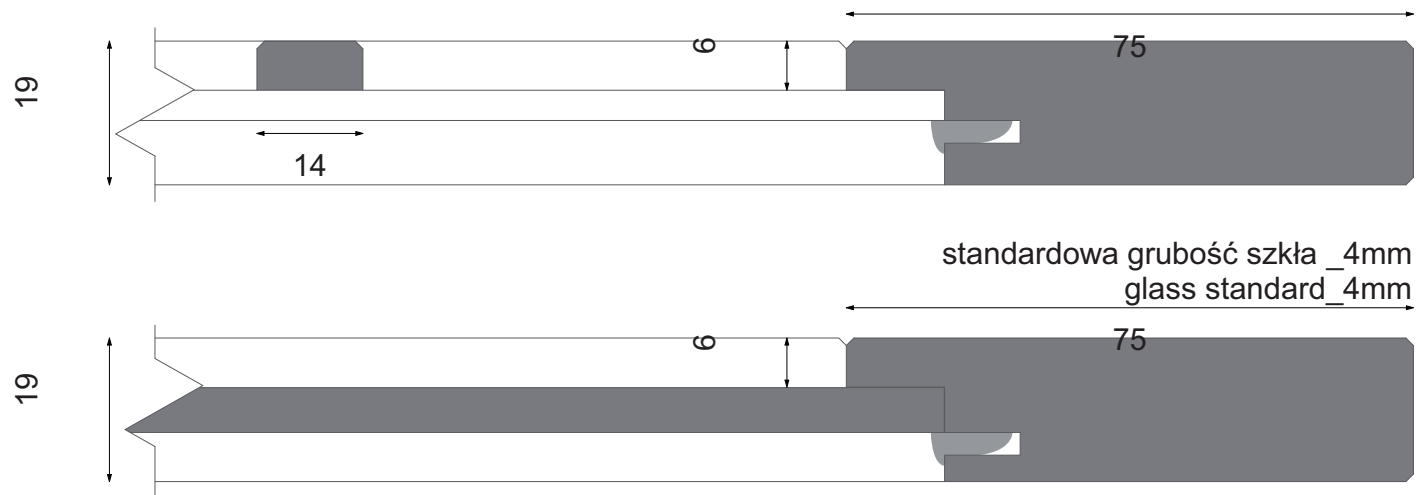
FRONT RAMOWO - PŁYCINOWY
WYKONANY Z PŁYTY MDF
Z WYMIENNĄ PŁYCIĄ,
WYKOŃCZONY LAKIEREM PÓŁMATOWYM
Z PALETY RAL / NCS

FRAME FRONT MADE FROM
MDF BOARD WITH REMOVEABLE
FILLING PANEL FINISHED WITH
NCS / RAL PALETTE SEMI-MATT LAQUER

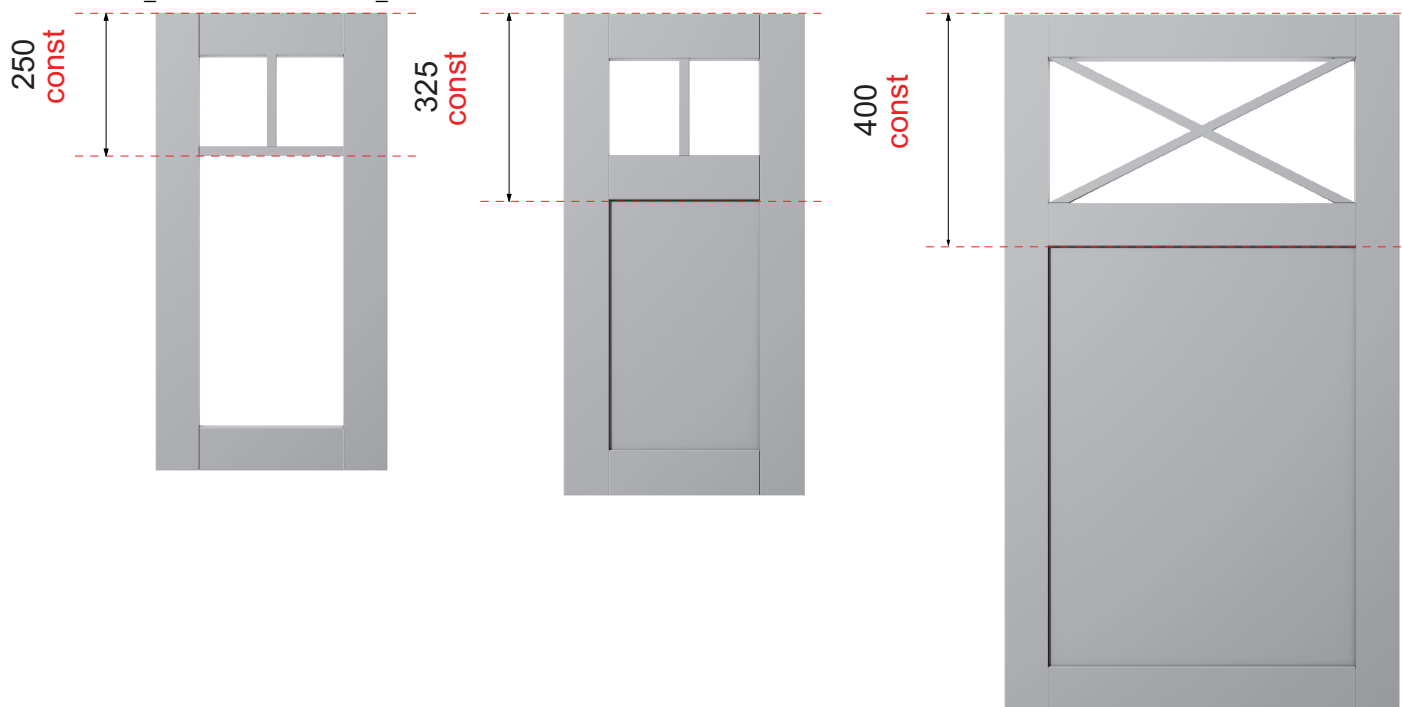
РАМОЧНЫЙ ФИЛЁНЧАТЫЙ ФАСАД,
ИЗГОТОВЛЕННЫЙ ИЗ МДФ С ОТДЕЛЬНО
ФРЕЗЕРОВАННОЙ ФИЛЁНКОЙ.
ЛАКО-КРАСОЧНОЕ ПОЛУМАТОВОЕ
ПОКРЫТИЕ ПО КАТАЛОГУ
ЦВЕТОВ RAL/NCS



KARTA TECHNICZNA / TECHNICAL CARD



DETAL _ PRZEKRÓJ / DETAIL _ SECTION




WS 2/2 P




H_WYS: 800 - 1500
W_SZER: 280 - 450

WS 2/4 P




H_WYS: 800 - 1400
W_SZER: 551 - 650

WS 4




H_WYS: 400 - 1500
W_SZER: 280 - 700

WS 6




H_WYS: 500 - 1500
W_SZER: 280 - 700

WS 10



H_WYS: 800 - 1500
W_SZER: 280 - 700

WD X-S4



H_WYS: 800 - 1500
W_SZER: 296 - 700

WS 2/3 P




H_WYS: 800 - 1500
W_SZER: 451 - 550

WD X/P



H_WYS: 800 - 1500
W_SZER: 296 - 700

WS 8



H_WYS: 700 - 1500
W_SZER: 280 - 700

DD P/P



H_WYS: 800 - 1500
W_SZER: 250 - 700

WD X-S8




H_WYS: 896 - 1500
W_SZER: 296 - 700

WD X-S6




H_WYS: 800 - 1500
W_SZER: 296 - 700

WS 1/3




H_WYS: 700 - 1500
W_SZER: 451 - 550

WS 2/3




H_WYS: 800 - 1500
W_SZER: 451 - 550

WS 2/2




H_WYS: 800 - 1500
W_SZER: 280 - 450

WS 2/4




H_WYS: 800 - 1500
W_SZER: 551 - 650

WS 1/2




H_WYS: 700 - 1500
W_SZER: 280 - 450

WS 1/4




H_WYS: 700 - 1500
W_SZER: 551 - 650

WS 1/3 P




H_WYS: 800 - 1500
W_SZER: 451 - 550

WS 1/2 P




H_WYS: 800 - 1500
W_SZER: 280 - 450

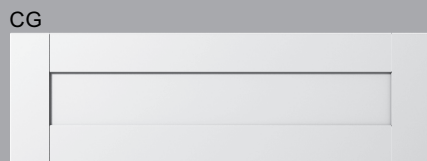
WS 1/4 P




H_WYS: 800 - 1500
W_SZER: 551 - 650



H_WYS: 96 - 252
W_SZER: 250 - 1000



H_WYS: 200 - 355
W_SZER: 280 - 1000




H_WYS: 200 - 1500
W_SZER: 280 - 700



H_WYS: 356 - 1500
W_SZER: 280 - 700



H_WYS: 96 - 1500
W_SZER: 96 - 253



H_WYS: 1501 - 2100
W_SZER: 280 - 700



H_WYS: 1501 - 2100
W_SZER: 280 - 700